



(12) **United States Design Patent**
Khademhosseini et al.

(10) **Patent No.:** **US D866,763 S**
(45) **Date of Patent:** **** Nov. 12, 2019**

(54) **EAR CLEANING APPARATUS**
(71) Applicant: **Telebrands Corp.**, Fairfield, NJ (US)
(72) Inventors: **Nami Khademhosseini**, Falls Church, VA (US); **Ajit Khubani**, Saddle River, NJ (US)
(**) Term: **15 Years**
(21) Appl. No.: **29/576,873**

D547,869 S * 7/2007 Eckman D24/147
D560,806 S * 1/2008 Eckman D24/147
D631,957 S * 2/2011 Perez A61F 11/006
D24/119
D654,591 S * 2/2012 Gunnerson D24/151
D656,609 S * 3/2012 Perez A61F 11/006
D24/119
D661,393 S * 6/2012 Miller D24/141
D701,600 S * 3/2014 Kauffman D24/119
D757,938 S * 5/2016 Jackson D24/151

(22) Filed: **Sep. 7, 2016**

OTHER PUBLICATIONS

Related U.S. Application Data

(63) Continuation-in-part of application No. 14/737,511, filed on Jun. 12, 2015.
(51) **LOC (12) CL.** **10-01**
(52) **U.S. CL.**
USPC **D24/151**
(58) **Field of Classification Search**
USPC D24/146, 147, 133, 114, 144, 145
CPC A61F 11/006; A61F 11/00
See application file for complete search history.

Smart Swab, [online],[site visited Jun. 18, 2019]. Available from the internet,<URL: <https://www.youtube.com/watch?v=PQeA0Rlh4e4>> 1 page Publication date Dec. 2016.*
Smart Swab, [online],[site visited Jun. 7, 2019]. Available from the internet,<URL: <https://www.amerimark.com/health/personal-care/grooming-tools/smart-swab/121055.html>> 2 pages No Publication date available.*

* cited by examiner

Primary Examiner — Lakiya G Rogers
Assistant Examiner — Carissa C Fitts

(56) **References Cited**

(57) **CLAIM**

The ornamental design for an ear cleaning apparatus, as shown and described.

U.S. PATENT DOCUMENTS

DESCRIPTION

D296,005 S * 5/1988 Alkire D24/119
4,820,259 A * 4/1989 Stevens A61F 11/00
604/1
5,632,756 A * 5/1997 Kruglick A61F 11/006
606/160
5,715,559 A * 2/1998 Mitri A61F 13/38
15/118
6,033,417 A * 3/2000 Tseng A61F 11/006
606/106
D432,239 S * 10/2000 Shimizu D24/133
D441,141 S * 4/2001 Shalita D24/119
D489,133 S * 4/2004 Shimizu D24/133
D490,523 S * 5/2004 Samborski D24/119
D545,431 S * 6/2007 Khademhosseini D24/119

FIG. 1 is a front perspective view of an ear cleaning apparatus in accordance with the present design;
FIG. 2 is a front view thereof;
FIG. 3 is a left view thereof
FIG. 4 is a back view thereof
FIG. 5 is a right side view thereof;
FIG. 6 is a top view thereof; and,
FIG. 7 is a bottom view thereof.
The shading represents contour of the claimed design.

1 Claim, 4 Drawing Sheets



FIG. 1

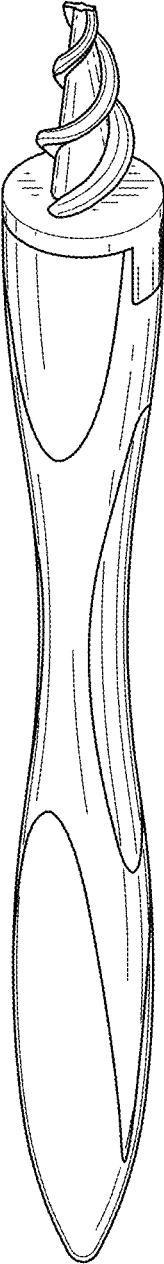


FIG. 2

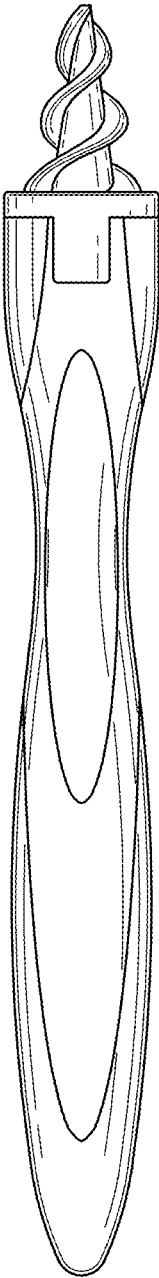


FIG. 3

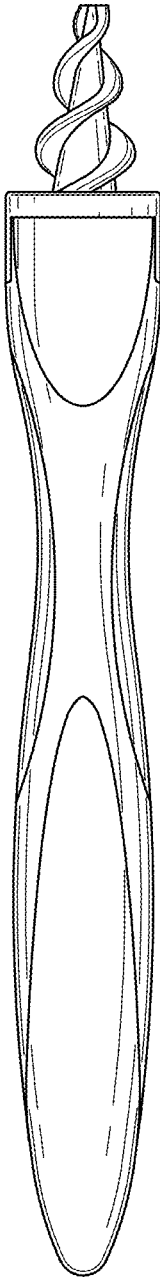


FIG. 4

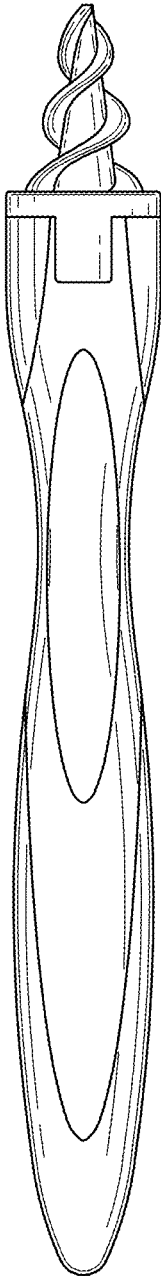


FIG. 5

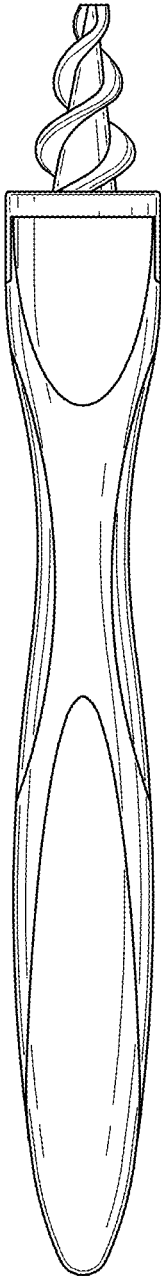


FIG. 6



FIG. 7

